

We can help!



Device Content/Data Transfer

Allows you to move photos, text messages, emails, and other files and applications between devices.

INSTRUCTIONS FOR:

Android to Apple using Move to iOS

If you've already finished the initial iPhone setup, you need to erase your iOS device and start over.

Connect your Android and iPhone devices to the same Wi-Fi network. Download the **Move to iOS** app on your Android device from the **Play Store**.



Power on your iPhone and begin the iPhone set up until you get to the **Apps & Data** screen.



Select **Move Data from Android**




On your Android device, open the **Move to iOS** app and tap **Continue**. Read the terms and conditions. Tap **Agree**, then tap **Next** on the **Find Your Code** screen.



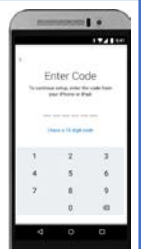
On your iPhone, tap **Continue** on the screen called **Move from Android**.



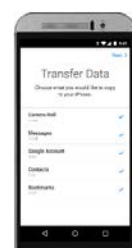
Wait for a ten-digit or six-digit code to appear.



Enter the code on your Android device, then wait for the **Transfer Data** screen to appear.



On your Android device, select the content that you want to transfer and tap **Next**.



After the loading bar finishes on your iPhone, tap **Done** on your Android device.



Tap **Continue** on your iPhone and complete the setup.

